


Introductory sub-table (I)(a)

<b>Name of the Company:</b> AHMEDABAD STEELCRAFT LTD.			
<b>Scrip Code, Name of the scrip, class of security:</b> 522273 AHMDSTE EQUITY SHARE			
<b>Quarter ended:</b> 30-06-2015			
<b>Partly paid-up shares:-</b>			
	<b>No. of partly paid-up shares</b>	<b>As a % of total no. of partly paid-up shares</b>	<b>As a % of total no. of shares of the company</b>
Held by promoter/promoter group	0	0	0
Held by public	0	0	0
<b>Total - D</b>	<b>0</b>	<b>0</b>	<b>0</b>
<b>Outstanding convertible securities:-</b>			
	<b>No. of outstanding securities</b>	<b>As a % of total no. of outstanding convertible securities</b>	<b>As a % of total no. of shares of the company, assuming full conversion of the convertible securities</b>
Held by promoter/promoter group		0	0
Held by public		0	0
<b>Total - E</b>	<b>0</b>	<b>0</b>	<b>0</b>
<b>Warrants:-</b>			
	<b>No. of warrants</b>	<b>As a % of total no. of warrants</b>	<b>As a % of total no. of shares of the company, assuming full conversion of warrants</b>
Held by promoter/promoter group		0	0
Held by public		0	0
<b>Total - F</b>	<b>0</b>	<b>0</b>	<b>0</b>
<b>Total paid-up capital of the company, assuming full conversion of warrants and convertible securities</b>		<b>4092000</b>	




### Statement Showing Shareholding Pattern

		Table (I)(a)						
Category code	Category of Shareholder	Number of Shareholders	Total number of shares	Number of shares held in dematerialized form	Total shareholding as a percentage of total number of shares		Shares Pledged or otherwise encumbered	
					As a percentage of(A+B) <sup>1</sup>	As a percentage of (A+B+C)	Number of shares	As a percentage
(I)	(II)	(III)	(IV)	(V)	(VI)	(VII)	(VIII)	(IX)= (VIII)/(IV)*100
<b>(A)</b>	<b>Shareholding of Promoter and Promoter Group<sup>2</sup></b>							
<b>1</b>	<b>Indian</b>							
(a)	Individuals/ Hindu Undivided Family	11	1571657	1571657	38.41	38.41	0	0.00
(b)	Central Government/ State Government(s)				0.00	0.00		
(c)	Bodies Corporate				0.00	0.00		
(d)	Financial Institutions/ Banks				0.00	0.00		
(e)	Any Others(Specify)				0.00	0.00		
(e-i)	Director Releative	27	1114052	1060202	27.23	27.23		
(e-ii)					0.00	0.00		
	<b>Sub Total(A)(1)</b>	<b>38</b>	<b>2685709</b>	<b>2631859</b>	<b>65.63</b>	<b>65.63</b>		
<b>2</b>	<b>Foreign</b>							
a	Individuals (Non-Residents Individuals/ Foreign Individuals)				0.00	0.00		
b	Bodies Corporate				0.00	0.00		
c	Institutions				0.00	0.00		
d	Any Others(Specify)				0.00	0.00		
d-i					0.00	0.00		
d-ii					0.00	0.00		
	<b>Sub Total(A)(2)</b>	<b>0</b>	<b>0</b>	<b>0</b>	<b>0.00</b>	<b>0.00</b>		
	<b>Total Shareholding of Promoter and Promoter Group (A)= (A)(1)+(A)(2)</b>	<b>38</b>	<b>2685709</b>	<b>2631859</b>	<b>65.63</b>	<b>65.63</b>		



<b>(B)</b>	<b>Public shareholding</b>							
<b>1</b>	<b>Institutions</b>							
(a)	Mutual Funds/ UTI	2	9200	0	0.22	0.22		
(b)	Financial Institutions / Banks				0.00	0.00		
(c)	Central Government/ State Government(s)				0.00	0.00		
(d)	Venture Capital Funds				0.00	0.00		
(e)	Insurance Companies				0.00	0.00		
(f)	Foreign Institutional Investors				0.00	0.00		
(g)	Foreign Venture Capital Investors				0.00	0.00		
(h)	Any Other (specify)				0.00	0.00		
(h-i)					0.00	0.00		
(h-ii)					0.00	0.00		
	<b>Sub-Total (B)(1)</b>	<b>2</b>	<b>9200</b>	<b>0</b>	<b>0.22</b>	<b>0.22</b>		
<b>B 2</b>	<b>Non-institutions</b>							
(a)	Bodies Corporate	30	32471	25971	0.79	0.79		
(b)	Individuals				0.00	0.00		
I	Individuals -i. Individual shareholders holding nominal share capital up to Rs 1 lakh	3532	736435	464632	18.00	18.00	200	0.03
II	ii. Individual shareholders holding nominal share capital in excess of Rs. 1 lakh.	15	497474	497474	12.16	12.16		
(c)	Any Other (specify) NRI	10	95383	81883	2.33	2.33		
(c-i)	Clearing Members	3	2210	2210	0.05	0.05		
(c-ii)	Office Bearers	43	33118	25318	0.81	0.81		
	<b>Sub-Total (B)(2)</b>	<b>3633</b>	<b>1397091</b>	<b>1097488</b>	<b>34.14</b>	<b>34.14</b>	<b>200</b>	<b>0.01</b>
<b>(B)</b>	<b>Total Public Shareholding (B)= (B)(1)+(B)(2)</b>	<b>3635</b>	<b>1406291</b>	<b>1097488</b>	<b>34.37</b>	<b>34.37</b>	<b>200</b>	<b>0.01</b>
	<b>TOTAL (A)+(B)</b>	<b>3673</b>	<b>4092000</b>	<b>3729347</b>	<b>100.00</b>	<b>100.00</b>	<b>200</b>	<b>0.0049</b>



(C)	Shares held by Custodians and against which Depository Receipts have been issued							
1	Promoter and Promoter Group					0.00		
2	Public					0.00		
	Sub-Total (C)	0	0	0		0	0	
	GRAND TOTAL (A)+(B)+(C)	3673	4092000	3729347		100.00	200	0.0049


FOR, AHMEDABAD STEELCRAFT LTD.

*Naresh A Jhaveri*

DIRECTOR


*Naresh Jhaveri*  
(DIN:00489773)

Sr.No	Notes
1	
2	
3	
4	
5	
6	
7	
8	
9	



**(I)(b) Statement showing holding of securities (including shares, warrants, convertible securities) of persons belonging to the category "Promoter and Promoter Group"**


Sr. No.	Name of the shareholder	Details of Shares held		Encumbered shares (*)			Details of warrants		Details of convertible securities		Total shares (including underlying shares assuming full conversion of warrants and convertible securities) as a % of diluted
		Number of shares held	As a % of grand total (A)+(B)+(C)	No.	As a percent age	As a % of grand total (A)+(B)+(C) of sub-clause (I)(a)	Number of warrants held	As a % total number of warrants of the same class	Number of convertible securities held	As a % total number of convertible securities of the same class	
(I)	(II)	(III)	(IV)	(V)	(VI)=(V)/(III)*100	(VII)	(VIII)	(IX)	(X)	(XI)	(XII)
1	Anand Vipinchandra Shah	367,928	8.99		0.00	0.00		0		0	
2	Anand Navinchandra Jhaveri	281,500	6.88		0.00	0.00		0		0	
3	Anandbhai Vipinchandra Shah	230,800	5.64		0.00	0.00		0		0	
4	Viralkumar Anilbhai Jhaveri	221,000	5.40		0.00	0.00		0		0	
5	Darshan Ashok Jhaveri	220,959	5.40		0.00	0.00		0		0	
6	Shashank Indulal Shah	93,763	2.29		0.00	0.00		0		0	
7	Anand Vipinchandra Shah	76,000	1.86		0.00	0.00		0		0	
8	Neetaben Girishchandra Shah	36,100	0.88		0.00	0.00		0		0	
9	Darshan Ashok Jhaveri	26,207	0.64		0.00	0.00		0		0	
10	Kanishka H. Kazi	4,000	0.10		0.00	0.00		0		0	
11	Anilaben Ashokkumar Jhaveri	133,331	3.26		0.00	0.00		0		0	
12	Geetaben Vipinchandra Shah	104,700	2.56		0.00	0.00		0		0	
13	Kunal Shashankbhai Shah	91,650	2.24		0.00	0.00		0		0	
14	Kartikey Shashankbhai Shah	81,750	2.00		0.00	0.00		0		0	
15	Pranjali Anand Shah	64,300	1.57		0.00	0.00		0		0	
16	Kartikey Shashankbhai Shah	57,000	1.39		0.00	0.00		0		0	
17	Naditaben Vipinchandra Shah	57,000	1.39		0.00	0.00		0		0	
18	Kuntiben Girishchandra Shah	57,000	1.39		0.00	0.00		0		0	





**(D)(c)(i) Statement showing holding of securities (including shares, warrants, convertible securities) of persons belonging to the category "Public" and holding more than 1% of the total number of shares**


Sr. No.	Name of the shareholder	Number of shares held	Shares as a percentage of total number of shares {i.e., Grand Total (A)+(B)+(C) indicated in Statement at para (I)(a) above}	Details of warrants		Details of convertible securities		Total shares (including underlying shares assuming full conversion of warrants and convertible securities) as a % of diluted share capital
				Number of warrants held	As a % total number of warrants of the same class	Number of convertible securities held	% w.r.t total number of convertible securities of the same class	
1	Homi Adi Katgara	89700	2.19		0		0	
2	Milind Gangadhar Chitnavis	75000	1.83		0		0	
3	Miloni Mehul Sampat	72999	1.78		0		0	
4	Bharat D. Shah	41120	1.00		0		0	
			0.00		0		0	
<b>TOTAL</b>		<b>278819</b>	<b>6.81</b>	<b>0</b>	<b>0</b>	<b>0</b>	<b>0</b>	






**(I)(c)(ii) Statement showing holding of securities (including shares, warrants, convertible securities) of persons (together with PAC) belonging to the category "Public" and holding more than 5% of the total number of shares of the company**

Sr. No.	Name(s) of the shareholder(s) and the Persons Acting in Concert (PAC) with them	Number of shares	Shares as a percentage of total number of shares {i.e., Grand Total (A)+(B)+(C) indicated in Statement at para (I)(a) above}	Details of warrants		Details of convertible securities		Total shares (including underlying shares assuming full conversion of warrants and convertible securities) as a % of diluted share capital
				Number of warrants	As a % total number of warrants of the same class	Number of convertible securities held	% w.r.t total number of convertible securities of the same class	
1	NIL		0.00		0		0	
2			0.00		0		0	
3			0.00		0		0	
4			0.00		0		0	
5			0.00		0		0	
6			0.00		0		0	
7			0.00		0		0	
8			0.00		0		0	
9			0.00		0		0	
10			0.00		0		0	
<b>TOTAL</b>		<b>0</b>	<b>0.00</b>	<b>0</b>	<b>0</b>	<b>0</b>	<b>0</b>	<b>0</b>




**(I)(d) Statement showing details of locked-in shares**

Sr. No.	Name of the shareholder	Number of locked-in shares	Locked-in shares as a percentage of total number of shares {i.e., Grand Total (A)+(B)+(C) indicated in Statement at para (I)(a) above}
1	N.A.		0.00
2			
3			0.00
4			0.00
5			0.00
6			0.00
7			0.00
8			0.00
9			0.00
<b>TOTAL</b>		<b>0</b>	<b>0.00</b>



(II)(a) Statement showing details of Depository Receipts (DRs)

Sr. No.	Type of outstanding DR (ADRs, GDRs, SDRs, etc.)	Number of outstanding DRs	Number of shares underlying outstanding DRs	Shares underlying outstanding DRs as a percentage of total number of shares {i.e., Grand Total (A)+(B)+(C) indicated in Statement at para (I)(a) above}
1	N.A.			0.00
2				0.00
3				0.00
4				0.00
5				0.00
6				0.00
7				0.00
8				0.00
9				0.00
<b>TOTAL</b>		<b>0</b>	<b>0</b>	<b>0.00</b>



**(II)(b) Statement showing holding of Depository Receipts (DRs), where underlying shares held by "promoter/promoter group" are in excess of 1% of the total number of shares**

Sr. No.	Name of the DR Holder	Type of outstanding DR (ADRs, GDRs, SDRs, etc.)	Number of shares underlying outstanding DRs	Shares underlying outstanding DRs as a percentage of total number of shares {i.e., Grand Total (A)+(B)+(C) indicated in Statement at para (I)(a) above}
1	N.A.			0.00
2				0.00
3				0.00
4				0.00
5				0.00
6				0.00
7				0.00
8				0.00
9				0.00
				0.00
<b>TOTAL</b>			<b>0</b>	<b>0.00</b>




Ahmedabad Steelcraft Ltd.

**Individuals Shareholder holding nominal shares capital in Excess  
Rs.1 Lacs As on 30.06.2015**

Sr. No.	Name of Share holder	No.of Shares	%	
1	Homi Adi Katgara	89,700	2.19	Dmt
2	Milind Gangadhar Chitnavis	75,000	1.83	Dmt
3	Miloni Mehul Sampat	72,999	1.78	Dmt
4	Bharat D. Shah	41,120	1.00	Dmt
5	Yolanda Fernandes	35,000	0.86	Dmt - CDSL
6	Vinodchandra M. Parekh	25,892	0.63	Dmt
7	Roydon Peter Gonsalves	24,350	0.60	Dmt - CDSL
8	Vinodchandra Mansukhlal Parekh	21,525	0.53	Dmt
9	Kishore Kalayanji Savla HUF	21,000	0.51	Dmt - CDSL
10	Joaquim Mascarenhas	20,000	0.49	Dmt
11	Rajesh Jagjivandas Shah	17,830	0.44	Dmt
12	Vani P. Sangam	14,854	0.36	Dmt
13	Jitendra Mansukhlal Parekh	13,716	0.34	Dmt
14	Pravin Pandurang Kudav	12,498	0.31	Dmt - CDSL
15	Kokila Atulkumar Shah	11,990	0.29	Dmt

**Total >>>>>**

**497,474      12.16**



Ahmedabad Steelcraft Ltd.

Shareholding (NRI) As on 30.06.2015

Sr. No.	Name of Share holder	Shares	%	
1	Sowmya Ramkumar	32,000	0.78	Demat
2	Shaila Shah	26,459	0.65	Demat
3	Dr.Sangam G. Kanekar	22,500	0.55	Demat
4	Kamakoty Krishna Moorthy	10,000	0.24	
5	Rajesh Lalchand Asarpota	3,000	0.07	
6	Kantilal Dahyabhai Patel	700	0.02	Demat
7	Nasreen Abdul Rehman	500	0.01	
8	Vipina Kumar Kurungot	150	0.00	Demat
9	Meena Surana	41	0.00	Demat
10	Sureshkumar Gupta	33	0.00	Demat

**Total**

**95,383 2.33**

